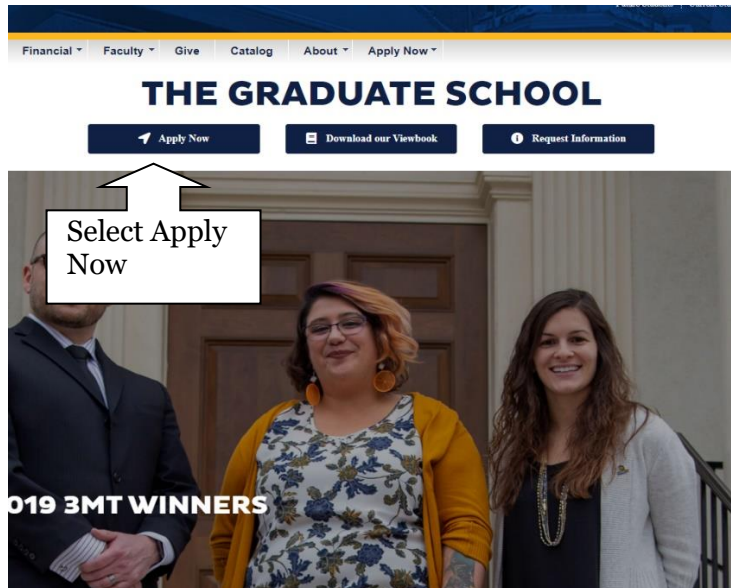


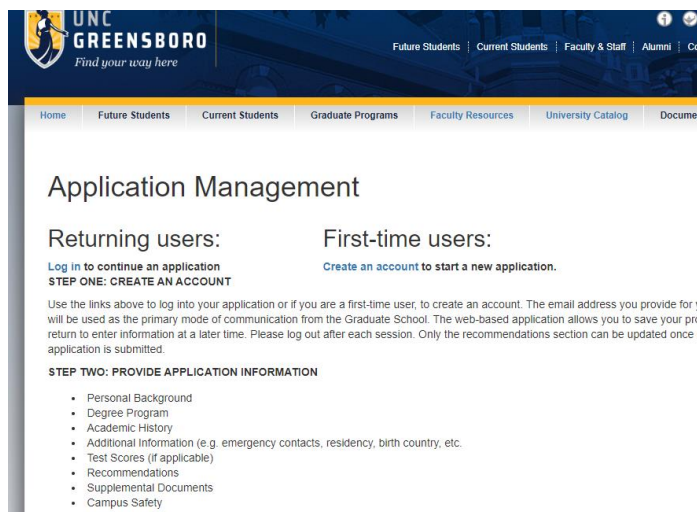
ESL Add-On Licensure Program Applicant Guide updated December 2019

The English-as-a-Second-Language (ESL) add-on licensure program at the University of North Carolina at Greensboro (UNCG) is designed for North Carolina (NC) K-12 public school teachers with initial NC teaching licensure. There are two tracks in the program: 1) ESL add-on licensure only; and 2) ESL add-on licensure with Dual Language concentration. After successful completion of all program requirements and NC licensure requirements, teacher candidates are eligible to apply for NC K-12 ESL add-on licensure.

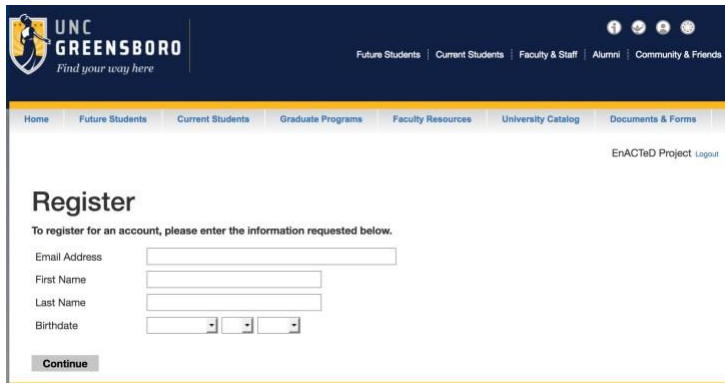


To apply for the ESL add-on licensure program, please visit the UNCG Graduate School's website at:

<https://grs.uncg.edu/>



First-time users need to create an account. You can return to the application later by logging in as **a returning user**



Register

To register for an account, please enter the information requested below.

Email Address

First Name

Last Name

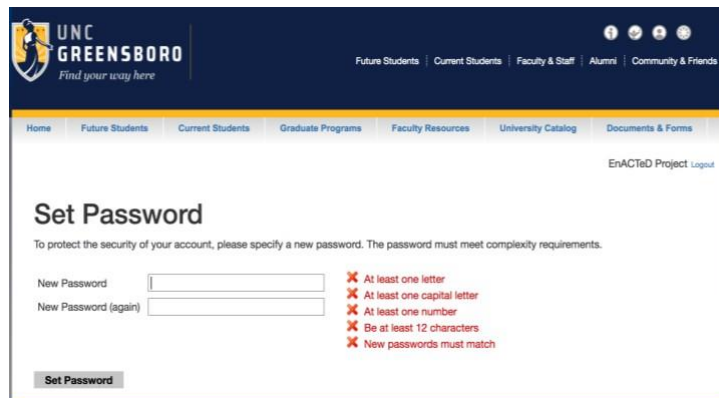
Birthdate

[Continue](#)

To **create an account**, you need to enter your email address, first name, last name, and birthdate.

You will receive an email with your **temporary PIN** assigned.

Check your email to retrieve the PIN number.



Set Password

To protect the security of your account, please specify a new password. The password must meet complexity requirements.

New Password

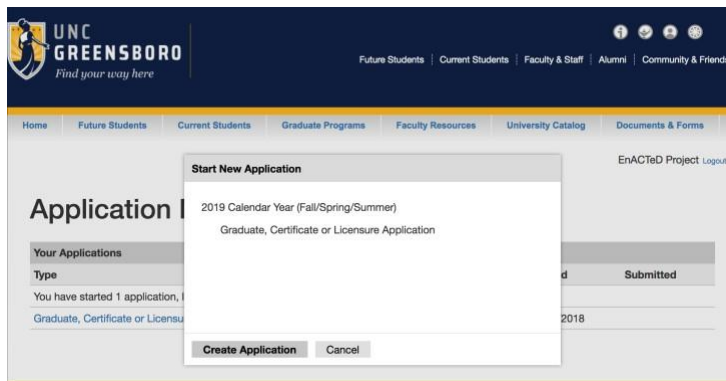
New Password (again)

- ✘ At least one letter
- ✘ At least one capital letter
- ✘ At least one number
- ✘ Be at least 12 characters
- ✘ New passwords must match

[Set Password](#)

You will be asked to **set your password** for the account.

Remember your password so you can return to the application as needed.



Application Management

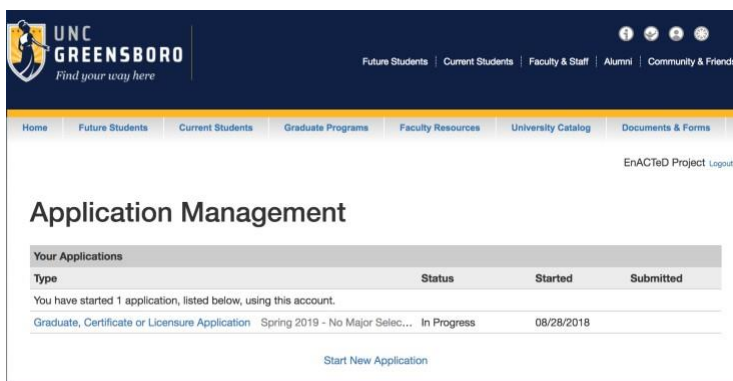
Start New Application

2019 Calendar Year (Fall/Spring/Summer)

Graduate, Certificate or Licensure Application

[Create Application](#) [Cancel](#)

Click **“Start New Application”** and then **“Create Application”** to start your application process.



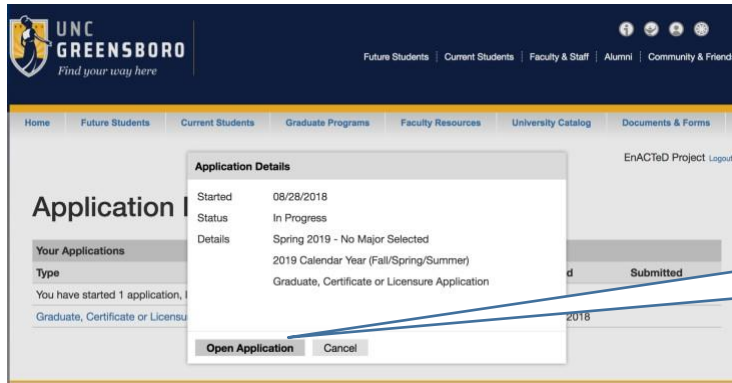
Application Management

Your Applications

Type	Status	Started	Submitted
Graduate, Certificate or Licensure Application	Spring 2019 - No Major Selec...	In Progress	08/28/2018

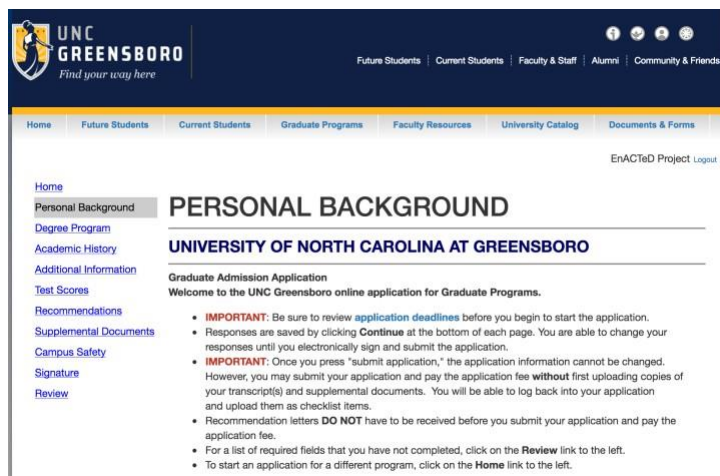
[Start New Application](#)

You will see an **Application in Progress** once your application is created.



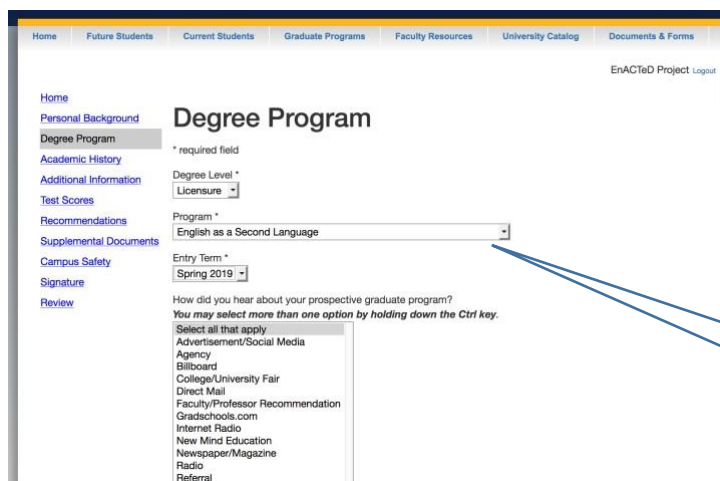
Click and **Open Application** to start filling out the application form.

Open Application



You will need to fill out:

- Personal Background
- Degree Program
- Academic History
- Additional Information
- Test Scores – Not Required
- Recommendations – you will be asked to provide recommender contact information
- Supplemental Documents – Personal statement and CV
- Campus Safety
- Signature



For **Degree Program**, make sure you select:

Degree Level – Licensure
Program – English as a Second Language

Degree Level and Program

If you have any additional questions regarding the application, please feel free to contact us at: enacted@uncg.edu.